



MECHEMA Chemicals International Corp.

2024 Investor Conference

Disclaimer Statement

- This presentation contains forward-looking statements which may include business prospects based on our own information and other sources. Our actual results may differ from those expressed or implied in these forward-looking statements for a variety of reasons, including but not limited to risk, uncertainty, inference and other factors beyond our control.
- The forward-looking statements in this release reflect the current belief of MECHEMA. MECHEMA undertakes no obligation to update and revise these forward-looking statements for events or circumstances that occur subsequent to such date.



AGENDA



1. GROUP OVERVIEW

2. FINANCIAL SITUATION

3. PRODUCT & MARKET

GROUP OVERVIEW

COMPANY PROFILE

Establishment : June 30, 1992

IPO (4721. TWO) : March 9, 2001

Paid-in Capital : NT\$749.86 million

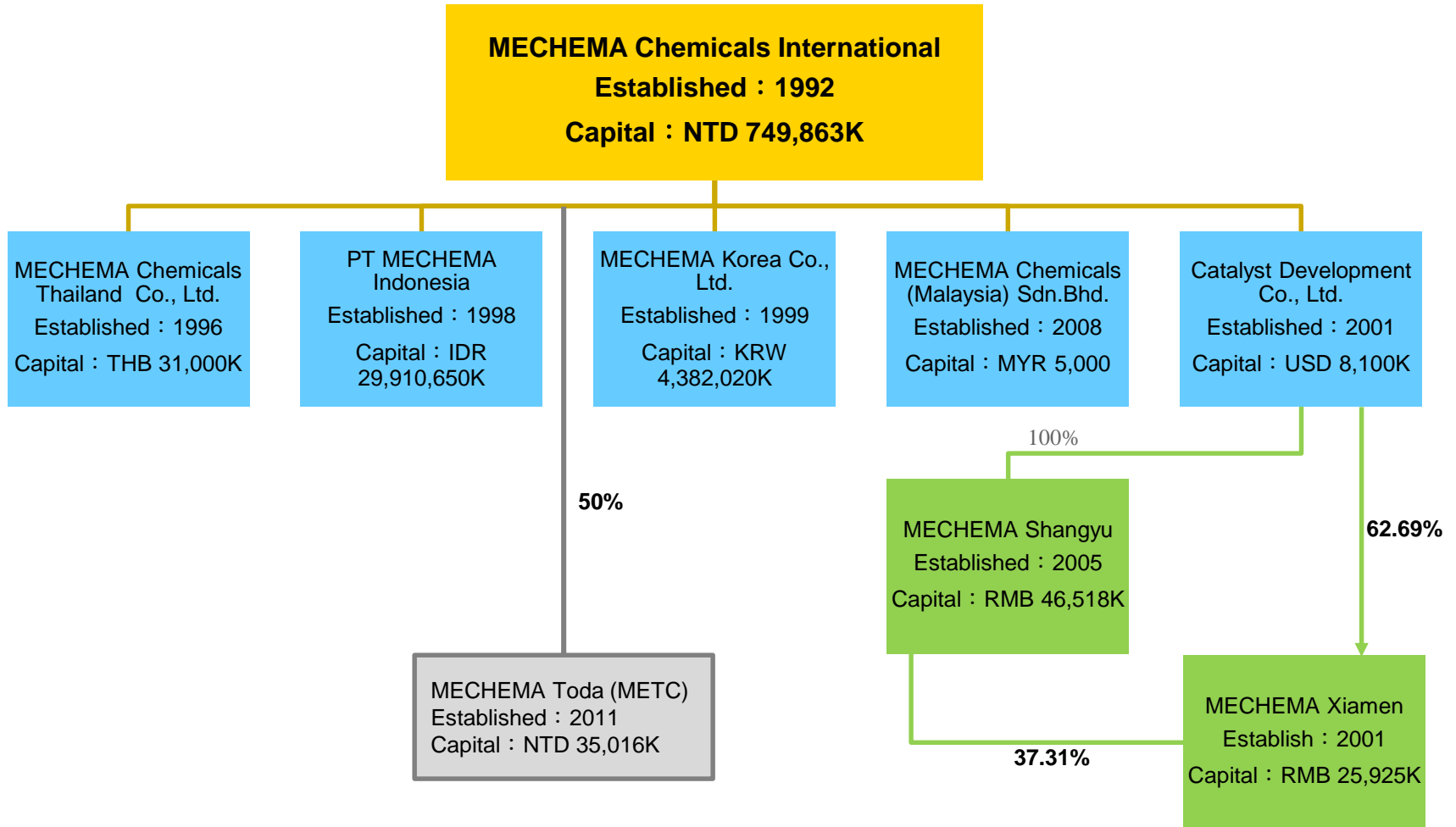
Chairman : Mr. David Yen

CEO : Mr. Nick Yen

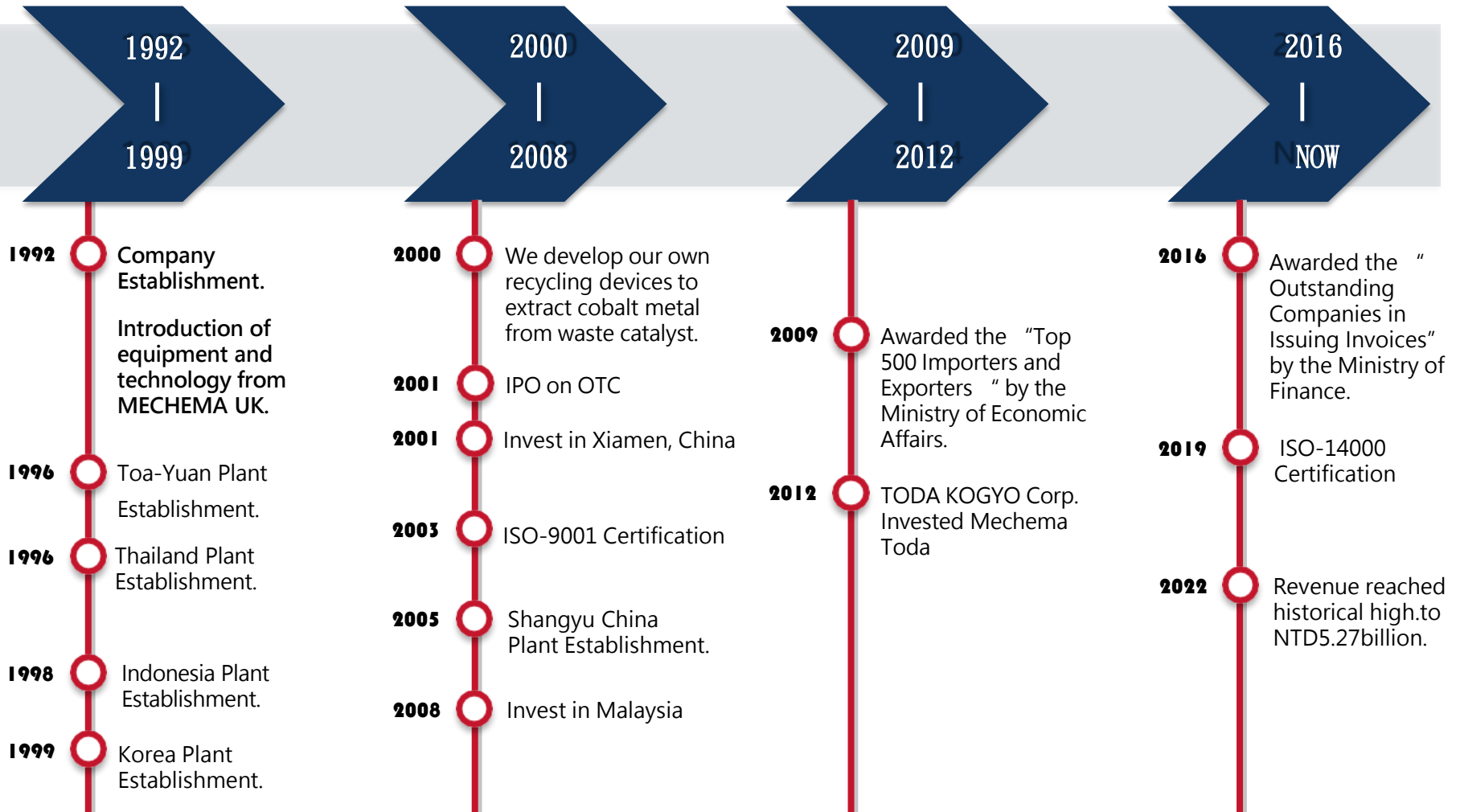
Headquarter : Kuang-Ying Industrial Park, Tao-Yuan City, Taiwan

Main Products : PTA Oxidation Catalyst & Battery Material

GROUP INVESTMENT STRUCTURE



MILESTONE



FINANCIAL SITUATION

CONSOLIDATED INCOME STATEMENTS

NTD / \$ Thousand

	Q1~Q3, 2024		Q1~Q3,2023		YoY	Growth
	Amount	%	Amount	%	Amount	YOY(%)
Revenue	1,607,260	100	1,830,902	100	-223,642	-12
Gross Profit	326,656	20	166,707	9	159,949	96
Operating Profit	209,365	13	77,237	4	132,128	171
Non-Operating Profit	6,646		-93,497	-5		
Income before Tax	216,011	13	-16,260	-1	232,271	
Net Income	198,465	12	-40,985	-2	239,450	
EPS(元)	2.65		-0.55		3.2	
ROA(%)	11.73		-1.89		13.62	
ROE(%)	16.54		-3.13		19.67	

CONSOLIDATED BALANCE SHEET

NTD/ Ten Million	Account Title	2024-09-30	2023-12-31	2023-09-30
TOTAL ASSETS		1,735,814	1,646,918	1,825,245
	Cash and Bank Deposit	398,662	182,082	252,620
	Notes/Accounts Receivables	414,431	461,310	514,613
	Inventories	244,170	357,092	383,657
	Property, Plant, Equipment	381,838	370,494	375,304
TOTAL LIABILITIES		457,211	525,180	707,256
	Short-term Borrowings	354,016	399,701	577,467
	Notes/Accounts Payables	41,491	43,101	48,130
TOTAL SHAREHOLDERS' EQUITY		278,603	1,121,738	1,117,898
	Book value per share	17.05	14.96	14.9
Key Financial Ratios				
	Current Ratio (%)	284	229	192
	Quick Ratio (%)	224	156	137
	Debts / Assets (%)	26	32	39
	Days Sale	92	107	109
	Outstanding	63	85	82

PRODUCT & MARKET

Main Products

◆ PTA Oxidation Catalyst

Cobalt Acetate (Can also be used for PET toner)

Manganese Acetate/ Cobalt Manganese Bromide Catalyst

◆ Battery Material

Cobalt Sulfate / Nickel Sulfate

◆ Metal Refinery

Recycling of Catalytic Waste now.

Plan to Recycling of Battery Material.

◆ Recovery Project On-Site

For PTA customers, we provide two sets of patented recycling processes

◆ Others

ODM of Special Chemical

Main Product Application

Application

Products



PTA

Catalyst for oxidation reaction in PTA process



Clothing, PET bottles, tires, curtains



Battery materials

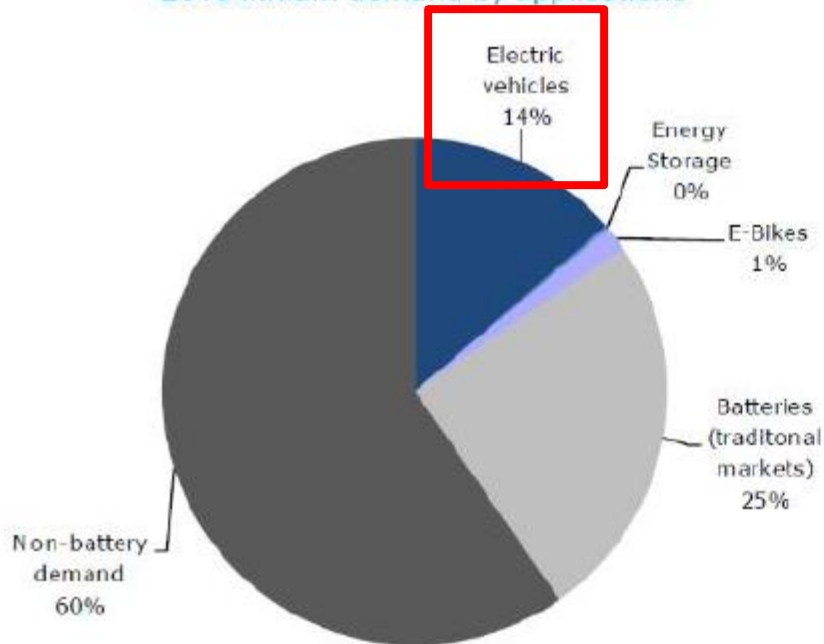
Magnetic materials and lithium batteries in industry



Electric cars, tools, 3C products

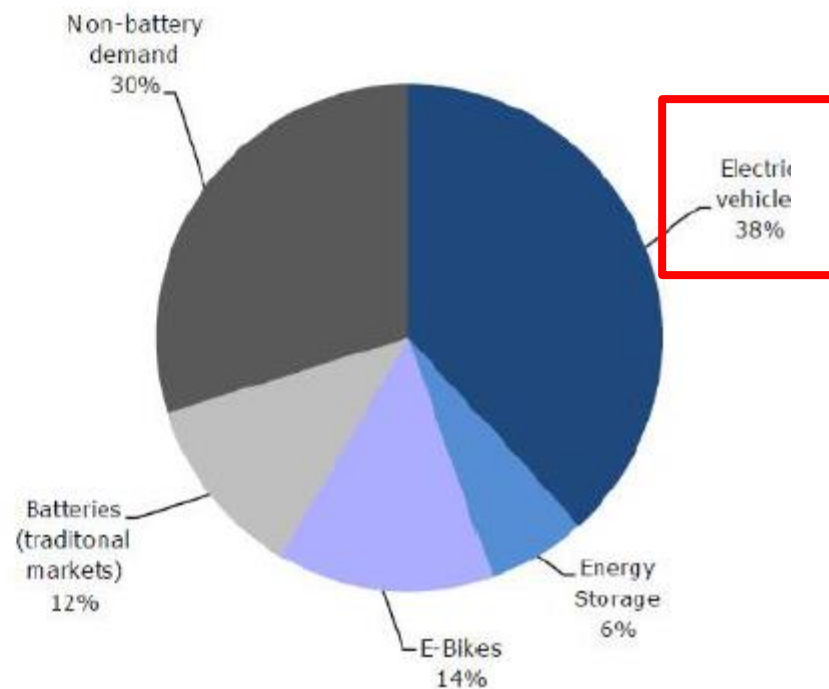
Lithium Demand by Application

2015 lithium demand by applications



Source: Deutsche Bank; Industry data

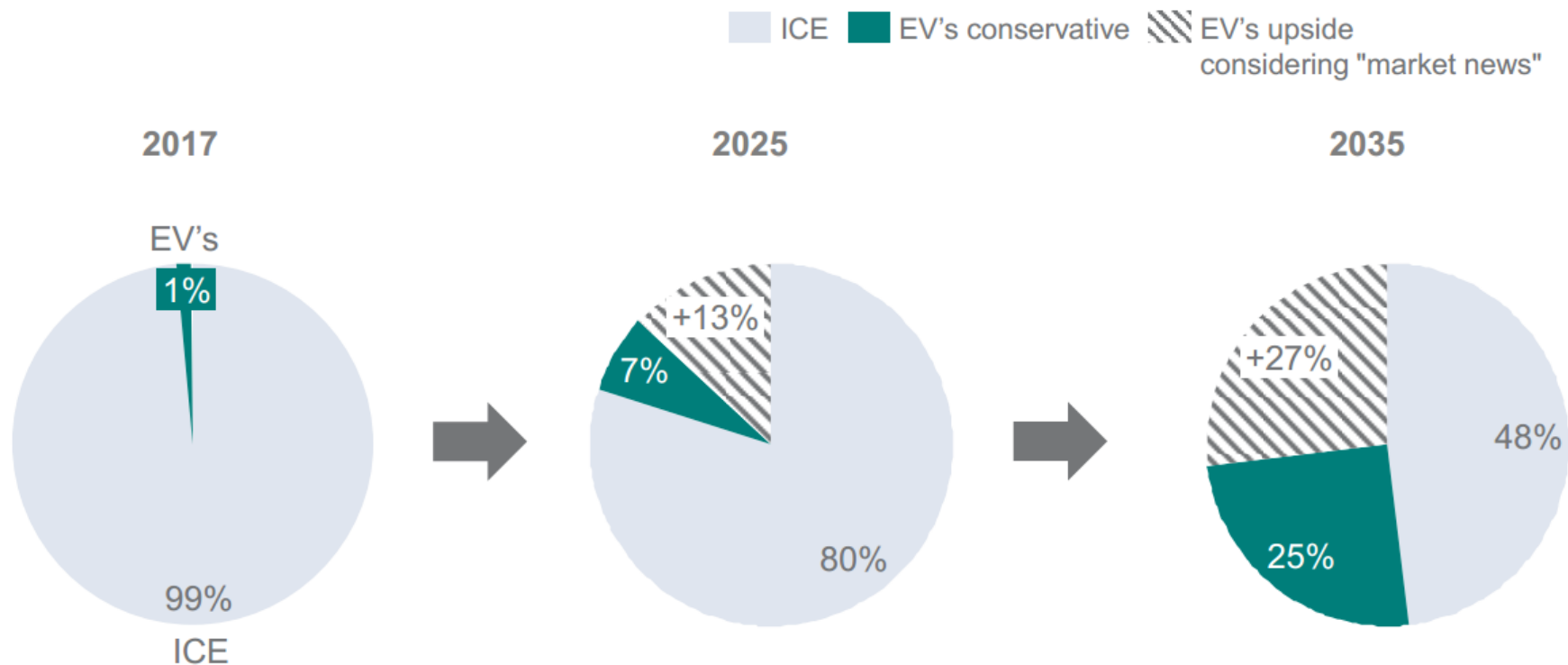
2025 lithium demand by applications



Source: Deutsche Bank; Industry data

Electric Vehicle Trend

Market Share of Electric Passenger Vehicles (Battery Electric and Plug-in Hybrids only)



資料來源：網路資料

Thank you !